

**Site Usage**

**12,790** Visits

**24.86%** Bounce Rate

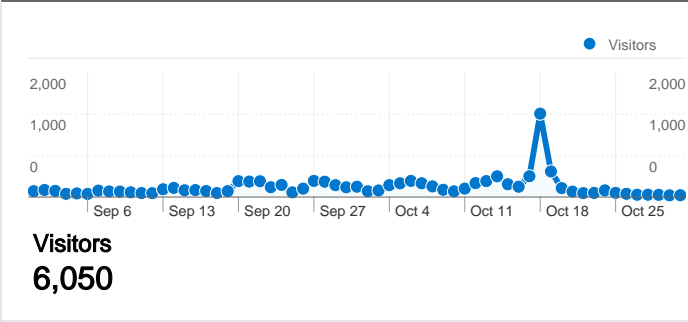
**113,785** Pageviews

**00:08:15** Avg. Time on Site

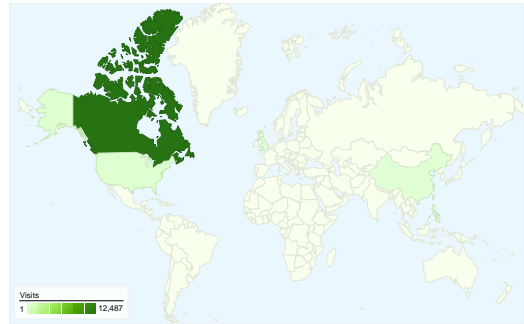
**8.90** Pages/Visit

**46.20%** % New Visits

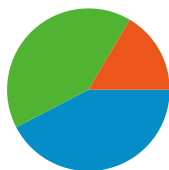
**Visitors Overview**



**Map Overlay**



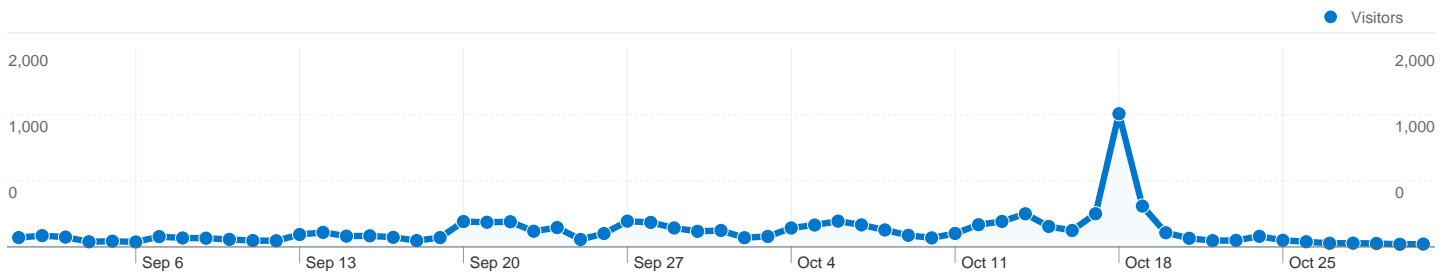
**Traffic Sources Overview**



- **Search Engines**  
5,418.00 (42.36%)
- **Referring Sites**  
5,263.00 (41.15%)
- **Direct Traffic**  
2,109.00 (16.49%)

**Content Overview**

Pages	Pageviews	% Pageviews
/	12,932	11.37%
/candidates/cityCouncil	10,478	9.21%
/candidates	4,612	4.05%
/questionnaire	4,265	3.75%
/candidates/publicSchoolBoard	3,439	3.02%



**6,050 people visited this site**

**12,790 Visits**

**6,050 Absolute Unique Visitors**

**113,785 Pageviews**

**8.90 Average Pageviews**

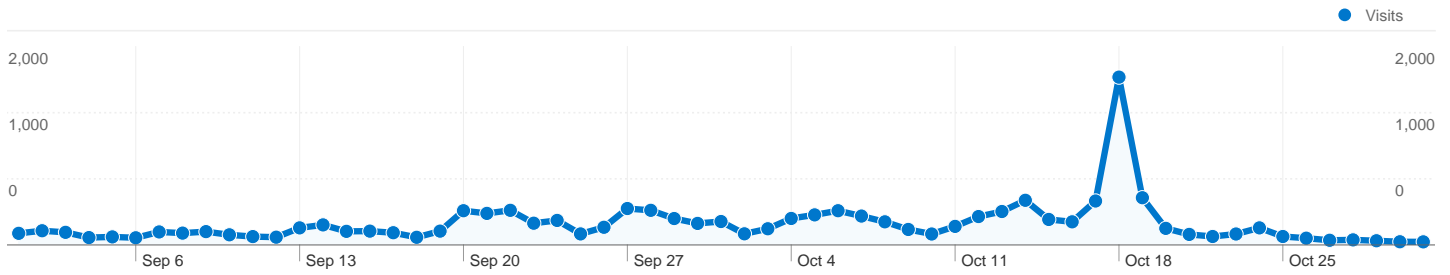
**00:08:15 Time on Site**

**24.86% Bounce Rate**




**46.20% New Visits**

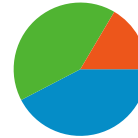
**Technical Profile**

Browser	Visits	% visits	Connection Speed	Visits	% visits
Internet Explorer	7,978	62.38%	Cable	5,704	44.60%
Firefox	2,306	18.03%	DSL	3,470	27.13%
Safari	1,634	12.78%	Unknown	1,960	15.32%
Chrome	755	5.90%	T1	1,617	12.64%
Mozilla Compatible Agent	71	0.56%	Dialup	34	0.27%



All traffic sources sent a total of 12,790 visits

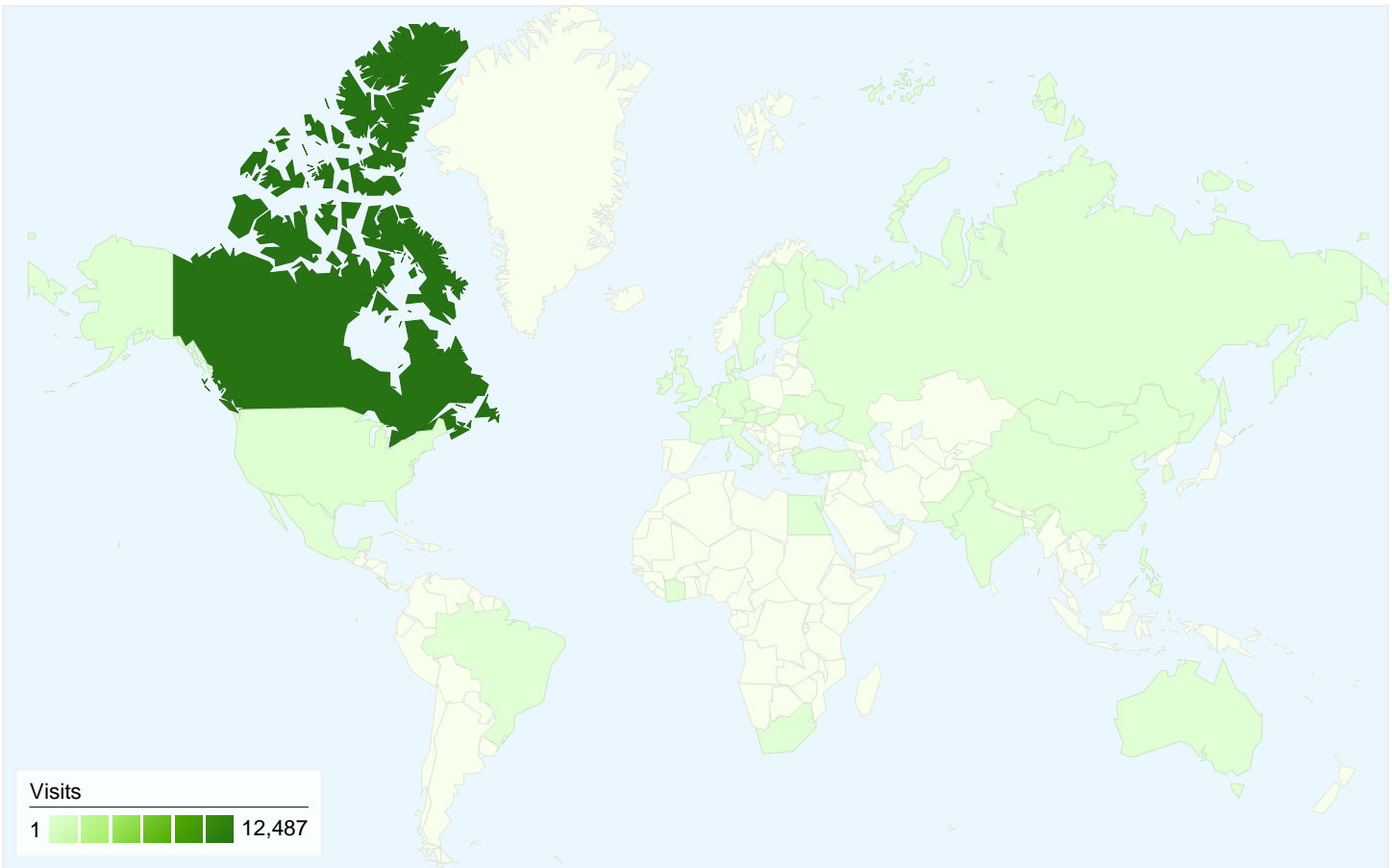
-  16.49% Direct Traffic
-  41.15% Referring Sites
-  42.36% Search Engines



- Search Engines  
5,418.00 (42.36%)
- Referring Sites  
5,263.00 (41.15%)
- Direct Traffic  
2,109.00 (16.49%)

## Top Traffic Sources

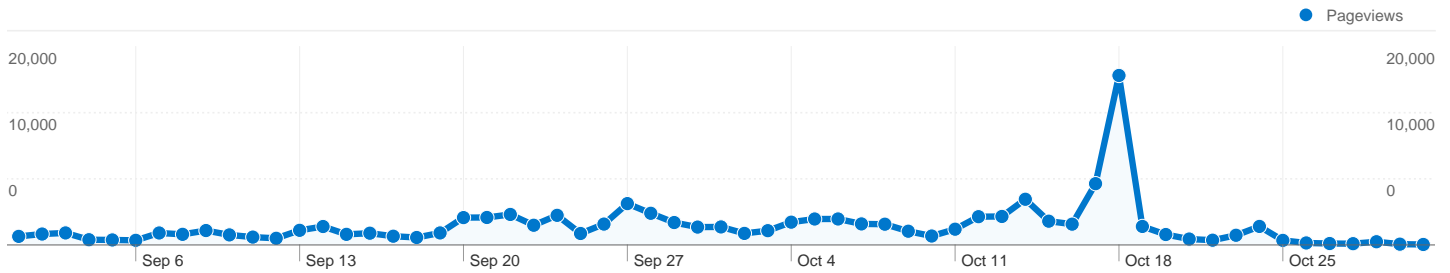
Sources	Visits	% visits	Keywords	Visits	% visits
google (organic)	4,545	35.54%	red deer election	236	4.36%
(direct) ((none))	2,109	16.49%	red deer election forum	236	4.36%
rdpl.org (referral)	2,067	16.16%	election forum 2010	212	3.91%
reddeer.ca (referral)	1,091	8.53%	red deer public library	184	3.40%
facebook.com (referral)	562	4.39%	election forum red deer	149	2.75%




**12,790 visits came from 33 countries/territories**


Site Usage						
Visits	Pages/Visit	Avg. Time on Site	% New Visits	Bounce Rate		
<b>12,790</b> % of Site Total: 100.00%	<b>8.90</b> Site Avg: 8.90 (0.00%)	<b>00:08:15</b> Site Avg: 00:08:15 (0.00%)	<b>46.22%</b> Site Avg: 46.20% (0.03%)	<b>24.86%</b> Site Avg: 24.86% (0.00%)		
Country/Territory	Visits	Pages/Visit	Avg. Time on Site	% New Visits	Bounce Rate	
Canada	<b>12,487</b>	9.03	00:08:25	45.21%	23.92%	
United States	<b>202</b>	4.45	00:02:20	85.64%	60.40%	
United Kingdom	<b>14</b>	1.64	00:00:15	78.57%	71.43%	
Philippines	<b>12</b>	2.25	00:00:53	91.67%	66.67%	
China	<b>10</b>	1.40	00:00:29	70.00%	80.00%	
India	<b>9</b>	2.11	00:02:11	88.89%	55.56%	
Russia	<b>8</b>	1.00	00:00:00	100.00%	100.00%	
Australia	<b>6</b>	1.17	00:00:26	100.00%	50.00%	
France	<b>5</b>	1.60	00:00:26	100.00%	60.00%	

Netherlands	3	2.67	00:00:14	100.00%	66.67%
					1 - 10 of 33



Pages on this site were viewed a total of 113,785 times

 113,785 Pageviews

 71,440 Unique Views

 24.87% Bounce Rate

## Top Content

Pages	Pageviews	% Pageviews
/	12,932	11.37%
/candidates/cityCouncil	10,478	9.21%
/candidates	4,612	4.05%
/questionnaire	4,265	3.75%
/candidates/publicSchoolBoard	3,439	3.02%